

Signify Classified - Internal
Cooper Lighting Solutions Photometric Lab
1121 Highway 74 South
Peachtree City, GA 30269



Scaled data based on original data using
LM-79-08 Approved Method: Electrical and Photometric Measurements of Solid-
State Lighting Products

Test Report Prepared for
Cooper Lighting Solutions
(formerly Eaton)

Brand: McGRAW-EDISON

Report Number: P438275

Luminaire Tested: **ISW-SA1B-830-U-SL2**

Issue Date: 12/10/2020

Test Information

Test Method: LM-79-08
Report Number: P438275
TEST IS SCALED FROM IESNA LM-79-08 TEST DATA (G3-2011-074-14)
Test Lab: INNOVATION CENTER
Issue Date: 12/10/2020
Manufacturer: COOPER LIGHTING SOLUTIONS (FORMERLY EATON)
Product Line: McGRAW-EDISON
Catalog Number: ISW-SA1B-830-U-SL2
Description: IMPACT ELITE LED WEDGE LUMINAIRE
(1) 80 CRI, 3000K, 450mA LIGHTSQUARE WITH 16 LEDS AND TYPE II SPILL LIGHT ELIMINATOR OPTICS
Light Source: -
Ballast/Driver: ELECTRONIC DRIVER

Summary

Lumens per Lamp: N/A
Luminaire Lumens: 2720 lumens
Efficiency: N/A
Efficacy: 107.1 lumens/watt
Luminous Opening: Rectangular (W 0.5' x L: 0.5' x H: 0')
IES Classification: Type III - Medium
BUG Rating: B1 - U0 - G1

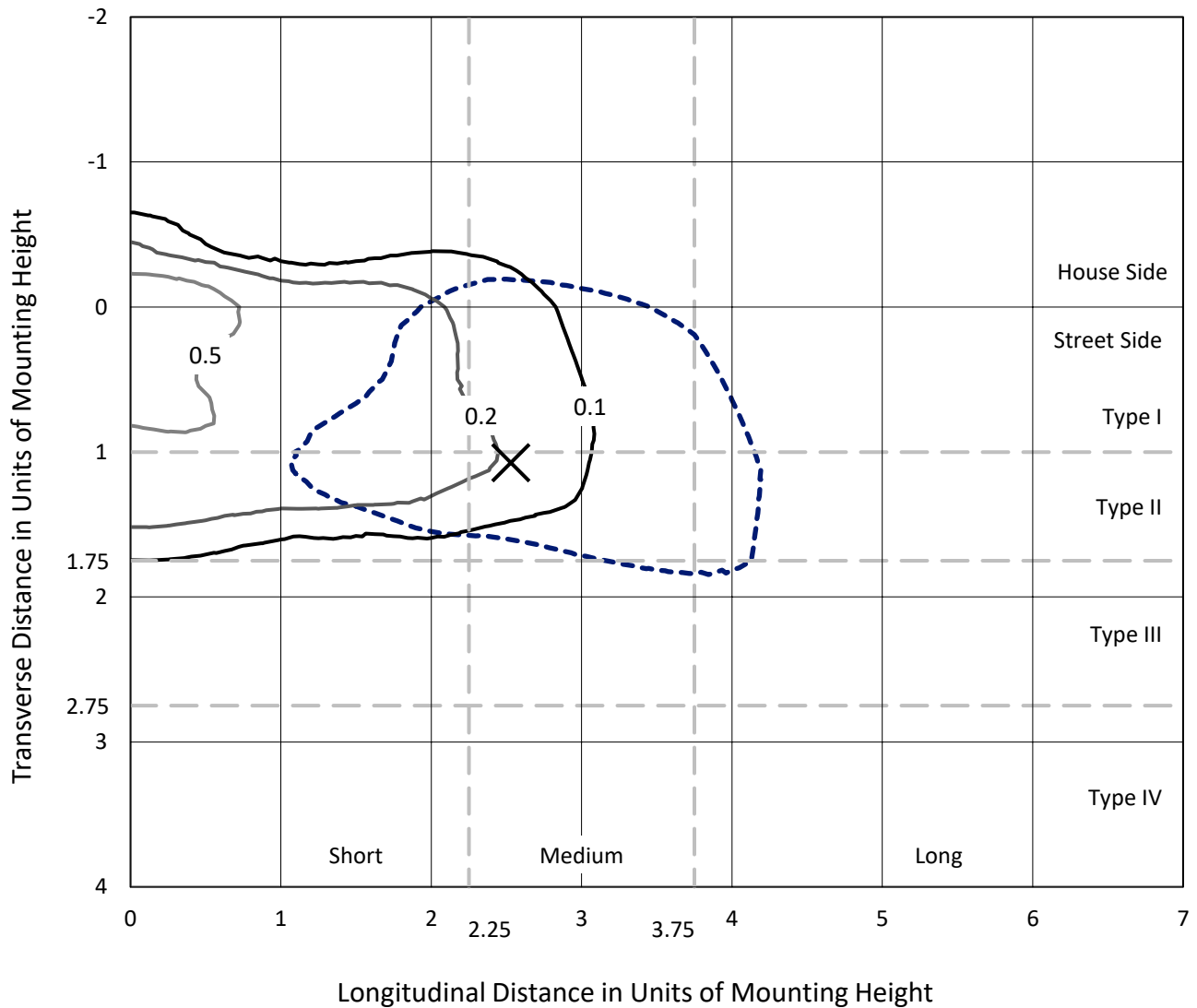
Input Watts (W): 25.4
Input Voltage (V): NR
Input Current (Ain): NR
Voltage Rise (V): NR
Power Factor: NR
Total Harmonic Distortion (THDi): NR
Frequency (hertz): 60
Stabilization Time: NR
Operation Time: NR
Ambient Temperature (°C): NR
Test Distance: 28.75 FT



REPORT NUMBER: P438275
 CATALOG NUMBER: ISW-SA1B-830-U-SL2

Iso-Footcandle Lines of Horizontal Illumination

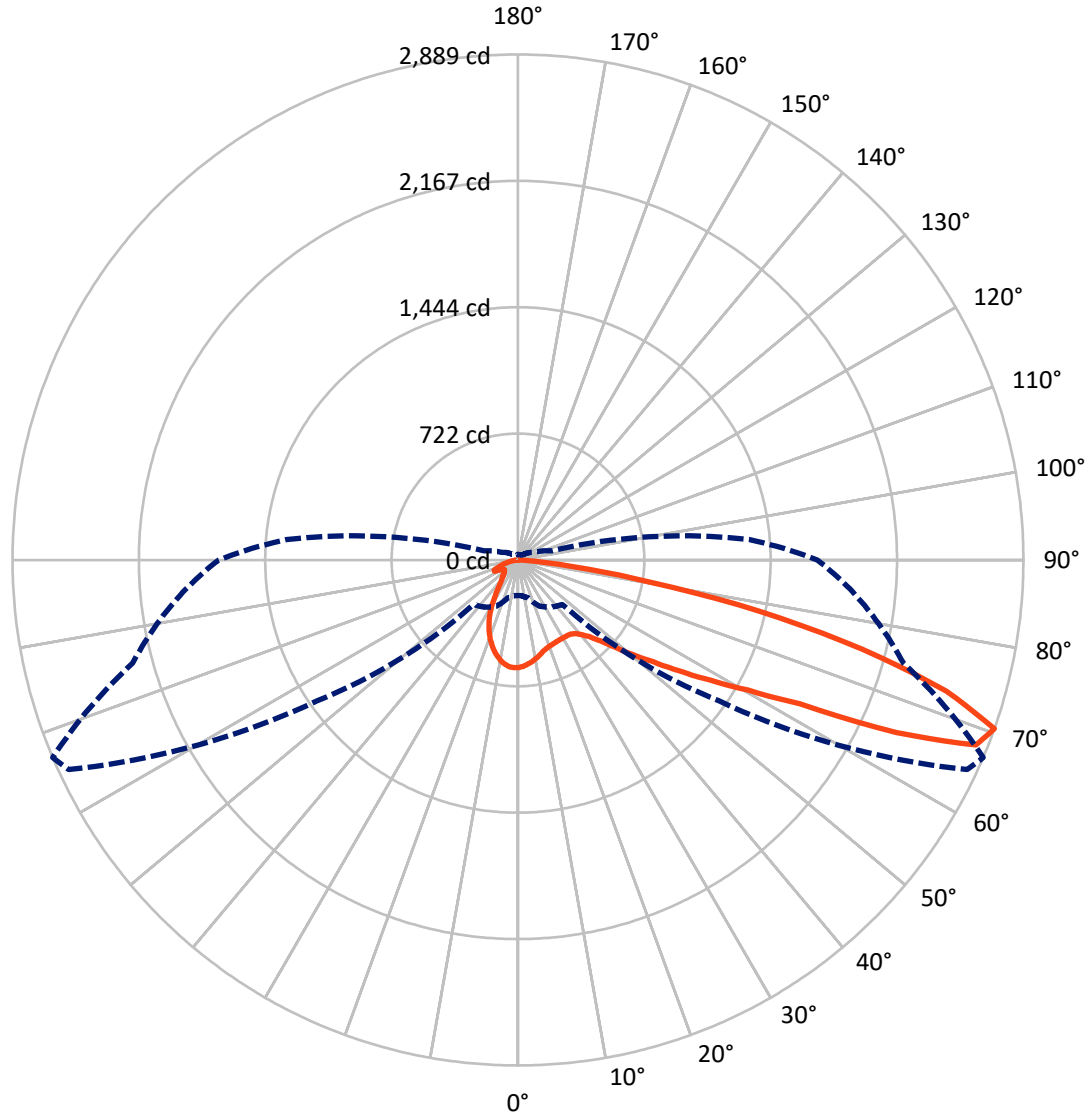
× Max cd
 - - - 1/2 Max cd



Based on 25 foot mounting height. Maximum calculated value = 1 fc
 Type III - Medium - N/A

REPORT NUMBER: P438275
CATALOG NUMBER: ISW-SA1B-830-U-SL2

Luminous Intensity Polar Plot



— Vertical Plane Through 67-Deg Lateral - - - Horizontal Cone Through 70-Deg Vertical

REPORT NUMBER: P438275
 CATALOG NUMBER: ISW-SA1B-830-U-SL2

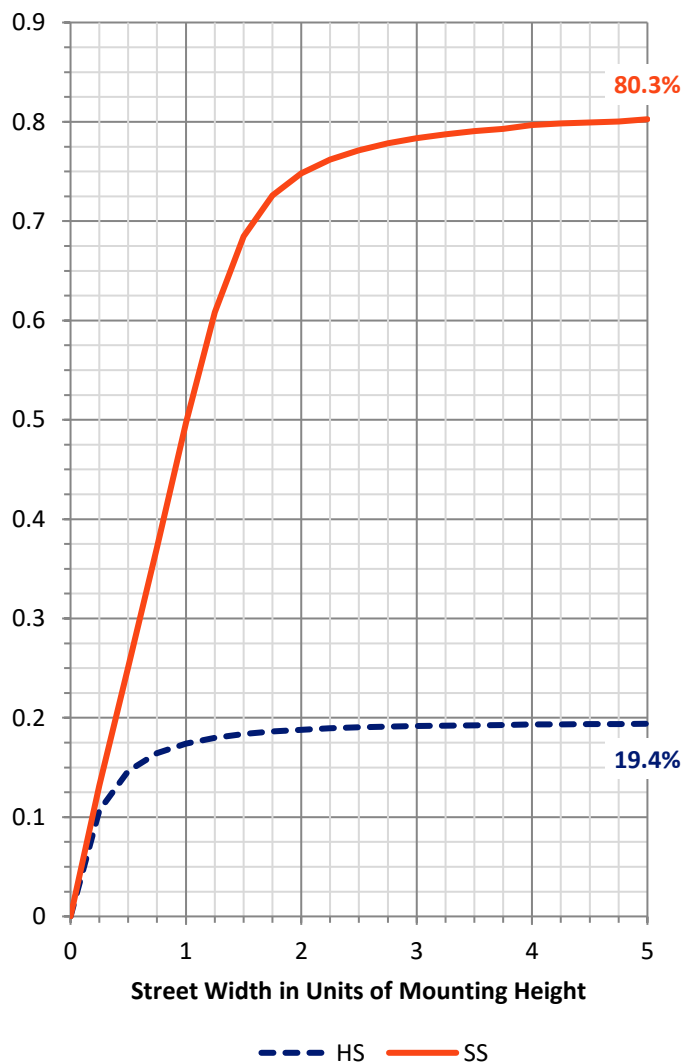
FLUX DISTRIBUTION:

		Downward	Upward	Total
House Side	Lumens	532.7	0.0	532.7
	% Fixture	19.6	0.0	19.6
Street Side	Lumens	2187.3	0.0	2187.3
	% Fixture	80.4	0.0	80.4
Total	Lumens	2720.0	0.0	2720.0
	% Fixture	100.0	0.0	100.0

ZONAL LUMENS:

Zone	Lumens	% Fixture
0°-10°	53.9	2.0
10°-20°	130.5	4.8
20°-30°	179.9	6.6
30°-40°	243.0	8.9
40°-50°	360.6	13.3
50°-60°	555.0	20.4
60°-70°	686.2	25.2
70°-80°	459.7	16.9
80°-90°	51.2	1.9
90°-100°	0.0	0.0
100°-110°	0.0	0.0
110°-120°	0.0	0.0
120°-130°	0.0	0.0
130°-140°	0.0	0.0
140°-150°	0.0	0.0
150°-160°	0.0	0.0
160°-170°	0.0	0.0
170°-180°	0.0	0.0
0°-90°	2720.0	100.0
0°-180°	2720.0	100.0

Coefficient of Utilization

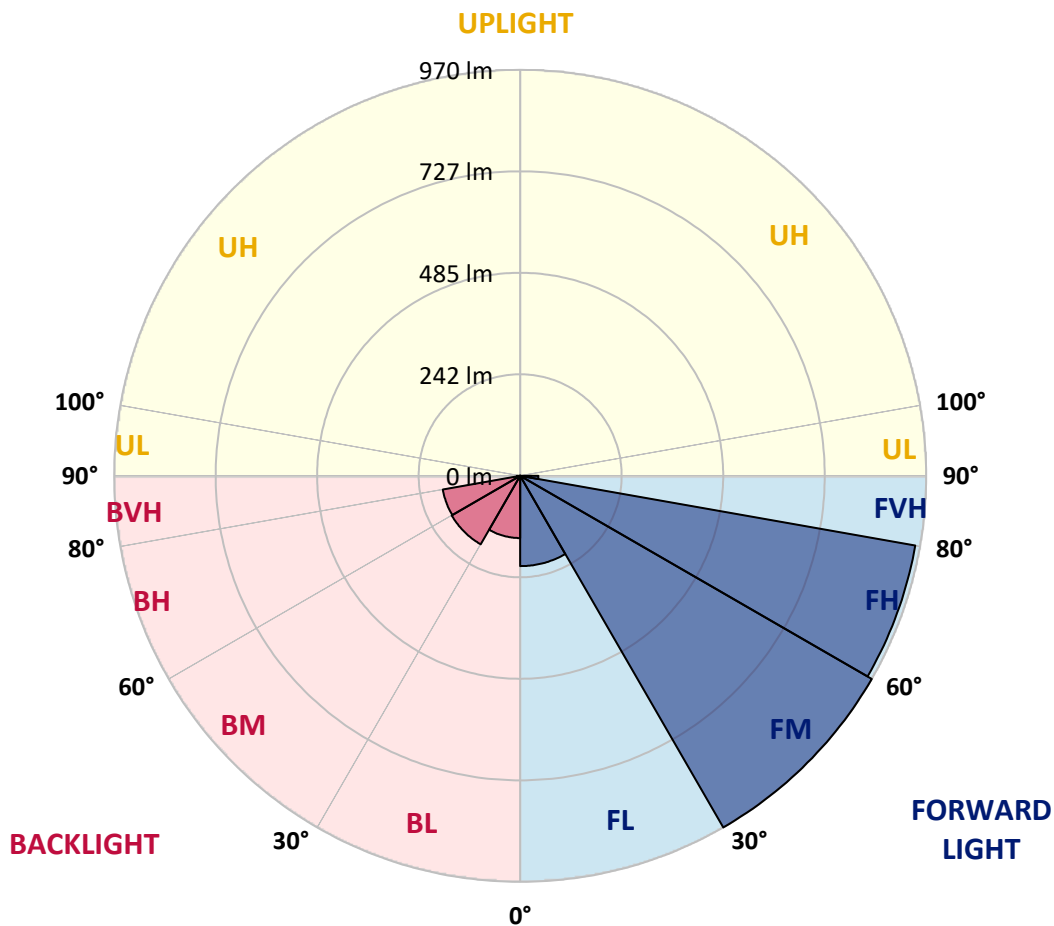


REPORT NUMBER: P438275
 CATALOG NUMBER: ISW-SA1B-830-U-SL2

LUMINAIRE CLASSIFICATION SYSTEM LUMEN TABLE AND BUG RATING:

Zone	Lumens	% Fixture	Zone Rating/Lumen Limit		
			B	U	G
FL (0°-30°)	215.7	7.9			
FM (30°-60°)	969.7	35.7			
FH (60°-80°)	958.2	35.2			G1/1800
FVH (80°-90°)	43.6	1.6			G1/100
BL (0°-30°)	148.6	5.5	B1/500		
BM (30°-60°)	188.9	6.9	B0/220		
BH (60°-80°)	187.6	6.9	B1/500		G1/500
BVH (80°-90°)	7.6	0.3			G0/10
UL (90°-100°)	0.0	0.0		U0/0	
UH (100°-180°)	0.0	0.0		U0/0	

BUG Rating: B1-U0-G1
 Type III Medium





REPORT NUMBER: P438275
 CATALOG NUMBER: ISW-SA1B-830-U-SL2

CANDELA DISTRIBUTION (FULL):

	0°	5°	15°	25°	35°	45°	55°	65°	67°	75°	85°
0°	614.2	614.2	614.2	614.2	614.2	614.2	614.2	614.2	614.2	614.2	614.2
2.5°	580.7	584.7	585.7	588.6	592.5	596.5	601.4	607.3	608.3	611.2	617.2
5°	541.4	543.3	545.3	551.2	558.1	570.9	583.7	595.5	597.5	607.3	618.1
7.5°	504.9	509.9	510.8	515.8	526.6	542.3	560.1	580.7	586.6	600.4	617.2
10°	478.4	481.3	483.3	492.1	501.0	518.7	540.4	566.0	571.9	592.5	616.2
12.5°	456.7	461.6	464.6	470.5	484.3	500.0	521.7	549.2	557.1	582.7	612.2
15°	444.9	448.8	449.8	456.7	467.5	483.3	504.0	535.5	541.4	572.9	612.2
17.5°	441.9	442.9	443.9	447.9	456.7	469.5	491.2	523.6	530.5	568.9	612.2
20°	447.9	447.9	447.9	445.9	452.8	462.6	484.3	513.8	523.6	565.0	615.2
22.5°	461.6	462.6	459.7	454.7	451.8	458.7	477.4	510.8	519.7	564.0	621.1
25°	481.3	482.3	480.3	473.4	459.7	458.7	474.4	507.9	515.8	563.0	620.1
27.5°	507.9	513.8	507.9	500.0	482.3	466.6	477.4	505.9	514.8	563.0	622.1
30°	545.3	549.2	546.3	533.5	510.8	483.3	481.3	507.9	514.8	562.0	621.1
32.5°	582.7	583.7	586.6	577.8	550.2	507.9	492.1	509.9	515.8	561.0	618.1
35°	611.2	617.2	629.9	630.9	598.4	543.3	514.8	517.7	519.7	564.0	615.2
37.5°	647.7	649.6	670.3	686.1	657.5	592.5	546.3	532.5	533.5	573.8	620.1
40°	681.1	689.0	717.5	737.2	727.4	658.5	589.6	559.1	561.0	591.6	631.9
42.5°	731.3	737.2	766.8	794.3	797.3	733.3	649.6	604.4	599.4	626.0	657.5
45°	775.6	782.5	819.9	860.3	874.1	817.9	724.4	666.4	658.5	684.1	704.8
47.5°	837.6	849.4	879.0	925.2	971.5	921.3	819.9	751.0	744.1	761.8	767.7
50°	896.7	903.6	928.2	984.3	1066.0	1051.2	937.0	861.3	850.4	853.4	867.2
52.5°	905.5	908.5	934.1	993.2	1146.7	1209.7	1080.8	985.3	965.6	968.5	985.3
55°	838.6	850.4	869.1	951.8	1152.6	1385.9	1282.5	1148.7	1118.2	1107.3	1121.1
57.5°	699.8	713.6	740.2	825.8	1084.7	1481.4	1613.3	1343.6	1296.3	1246.1	1262.8
60°	515.8	530.5	547.3	630.9	912.4	1496.1	1942.0	1579.8	1509.9	1384.9	1393.8
62.5°	395.7	395.7	410.4	444.9	610.3	1388.8	2134.9	1979.4	1808.1	1554.2	1543.4
65°	319.9	323.8	338.6	371.1	385.8	986.3	2211.7	2560.1	2378.0	1757.0	1700.9
67.5°	264.8	265.8	282.5	333.7	337.6	542.3	2006.0	2865.3	2822.0	2010.9	1868.2
70°	202.8	203.7	223.4	290.4	328.8	359.3	1403.6	2833.8	2888.9	2280.6	1904.6
72.5°	134.8	140.8	164.4	230.3	327.8	338.6	761.8	2478.4	2558.2	2385.9	1782.6
75°	83.7	84.6	109.3	159.5	301.2	337.6	447.9	1931.2	2029.6	1979.4	1546.3
77.5°	51.2	53.2	65.0	104.3	233.3	338.6	318.9	1328.8	1410.5	1299.3	911.5
80°	31.5	31.5	37.4	63.0	151.6	303.2	274.6	772.7	764.8	480.3	258.9
82.5°	11.8	12.8	19.7	34.5	76.8	235.2	241.2	349.4	321.9	141.7	92.5
85°	2.0	2.0	3.9	10.8	20.7	97.4	133.9	123.0	103.4	43.3	38.4
87.5°	0.0	0.0	0.0	1.0	1.0	2.0	3.0	3.0	3.0	3.0	3.9
90°	0.0	0.0	0.0	0.0	0.0	0.0	0.0	0.0	0.0	0.0	0.0



REPORT NUMBER: P438275
 CATALOG NUMBER: ISW-SA1B-830-U-SL2

CANDELA DISTRIBUTION (continued):

	90°	95°	105°	115°	125°	135°	145°	155°	165°	175°	180°
0°	614.2	614.2	614.2	614.2	614.2	614.2	614.2	614.2	614.2	614.2	614.2
2.5°	617.2	619.1	618.1	615.2	612.2	610.3	605.3	602.4	603.4	603.4	604.4
5°	619.1	622.1	617.2	611.2	600.4	588.6	577.8	571.9	564.0	567.0	565.0
7.5°	622.1	624.0	615.2	597.5	578.8	559.1	540.4	523.6	510.8	504.9	508.9
10°	620.1	623.1	606.3	579.7	551.2	519.7	491.2	463.6	445.9	434.1	437.0
12.5°	619.1	616.2	593.5	554.2	514.8	471.5	428.2	394.7	365.2	353.4	355.3
15°	615.2	613.2	577.8	527.6	473.4	412.4	355.3	312.0	276.6	264.8	268.7
17.5°	617.2	611.2	559.1	495.1	421.3	346.5	276.6	234.3	216.5	212.6	211.6
20°	615.2	604.4	540.4	459.7	366.2	268.7	205.7	183.1	183.1	189.0	190.0
22.5°	617.2	598.4	519.7	419.3	303.2	201.8	160.4	154.5	163.4	176.2	176.2
25°	617.2	591.6	497.1	374.0	237.2	153.5	136.8	136.8	148.6	160.4	159.5
27.5°	613.2	577.8	471.5	325.8	176.2	127.0	120.1	123.0	130.9	140.8	139.8
30°	603.4	564.0	440.0	269.7	133.9	112.2	111.2	112.2	116.1	122.1	121.1
32.5°	594.5	548.3	409.5	209.7	113.2	104.3	103.4	104.3	105.3	107.3	107.3
35°	588.6	534.5	373.0	161.4	102.4	99.4	97.4	97.4	95.5	96.5	96.5
37.5°	581.7	521.7	335.6	126.0	96.5	94.5	92.5	89.6	89.6	87.6	87.6
40°	581.7	511.8	297.3	106.3	92.5	91.5	87.6	83.7	81.7	81.7	81.7
42.5°	597.5	511.8	261.8	97.4	88.6	87.6	82.7	78.7	76.8	76.8	76.8
45°	624.0	517.7	225.4	91.5	85.6	83.7	77.8	73.8	71.9	71.9	70.9
47.5°	670.3	542.3	192.9	88.6	82.7	79.7	72.8	68.9	66.9	66.9	66.9
50°	748.1	591.6	166.3	85.6	79.7	74.8	68.9	65.0	63.0	63.0	62.0
52.5°	855.3	665.4	153.5	83.7	75.8	69.9	65.0	61.0	59.1	58.1	58.1
55°	984.3	776.6	151.6	82.7	71.9	65.9	61.0	57.1	55.1	54.1	54.1
57.5°	1125.0	898.7	165.4	80.7	67.9	61.0	57.1	53.2	51.2	50.2	50.2
60°	1260.9	1032.5	209.7	78.7	65.0	57.1	52.2	49.2	47.2	46.3	46.3
62.5°	1418.4	1173.3	307.1	79.7	63.0	53.2	48.2	45.3	44.3	43.3	43.3
65°	1591.6	1334.7	392.7	87.6	64.0	49.2	44.3	42.3	40.4	39.4	39.4
67.5°	1745.1	1439.0	327.8	101.4	69.9	46.3	39.4	38.4	36.4	35.4	36.4
70°	1710.7	1328.8	201.8	102.4	70.9	44.3	35.4	33.5	31.5	31.5	31.5
72.5°	1560.1	1172.3	140.8	88.6	63.0	39.4	30.5	28.5	27.6	27.6	27.6
75°	1313.0	966.6	112.2	71.9	49.2	32.5	25.6	24.6	23.6	22.6	22.6
77.5°	718.5	525.6	83.7	55.1	36.4	24.6	21.7	19.7	18.7	18.7	18.7
80°	210.6	180.1	52.2	39.4	23.6	17.7	16.7	14.8	13.8	13.8	13.8
82.5°	88.6	74.8	31.5	21.7	15.7	11.8	10.8	9.8	8.9	7.9	8.9
85°	34.5	36.4	19.7	12.8	8.9	5.9	4.9	3.9	3.9	3.0	3.9
87.5°	3.9	4.9	3.9	3.0	2.0	1.0	1.0	1.0	1.0	1.0	1.0
90°	0.0	0.0	0.0	0.0	0.0	0.0	0.0	0.0	0.0	0.0	0.0

Cooper Lighting Solutions Photometric Lab
1121 Highway 74 South
Peachtree City, GA 30269



LM-79-2019: Approved Method: Electrical and Photometric Measurements of Solid-State Lighting Products

Report Prepared for

Cooper Lighting Solutions

MCGRAW EDISON

Report Number: SP1-2408-195-9

Test Date: 08/07/2024

Luminaire Tested: GALN-SB1A-830-U-5WQ

Data in this report applies to families of products including GALN-SB1A-830-U-5WQ.

Test Information

Test Method: LM-79-2019
 Report Number: SP1-2408-195-9
 Test Lab: COOPER LIGHTING SOLUTIONS
 Photometer: SP1 - 76IN SPHERE
 Measurement Geometry: 4π
 Issue Date: 08/07/2024
 Manufacturer: COOPER LIGHTING SOLUTIONS
 Product Line: MCGRAW EDISON
 Catalog Number: **GALN-SB1A-830-U-5WQ**
 Description: GALLEON AREA AND ROADWAY LUMINAIRE. (1) 80 CRI, 3000K, 350MA HIGH DENSITY LIGHTSQUARE WITH 26 LEDS AND TYPE V WIDE OPTICS

Spectral Parameters

CCT (K): 3050
 CIE u': 0.2476
 CIE v': 0.5251
 Duv: 0.0034
 CIE x: 0.4383
 CIE y: 0.4131
 CIE z: 0.1487
 Peak Wavelength (nm): 603
 Dominant Wavelength (nm): 581
 Purity: 55.55201
 Rf: 81.5
 Rg: 99.2

CRI (Ra):	81.0		
R1:	79.6	R9:	7.1
R2:	85.6	R10:	67.0
R3:	92.0	R11:	82.7
R4:	82.6	R12:	63.2
R5:	78.9	R13:	80.3
R6:	81.7	R14:	95.0
R7:	85.2	R15:	71.7
R8:	62.0		



Test Conditions

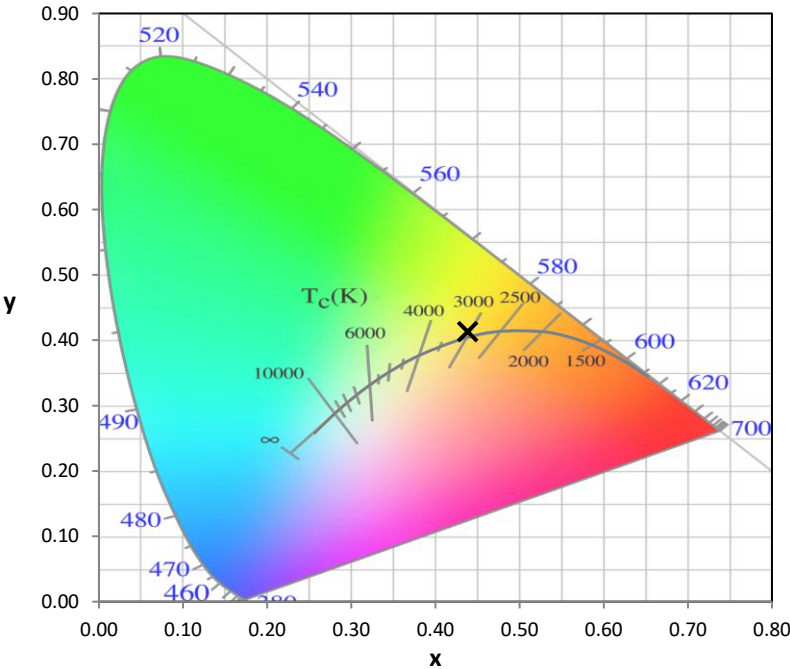
Stabilization Time: 20M
 Operation Time: 1H 20M
 Sphere Temperature (°C): 24.2

REPORT NUMBER: SP1-2408-195-9

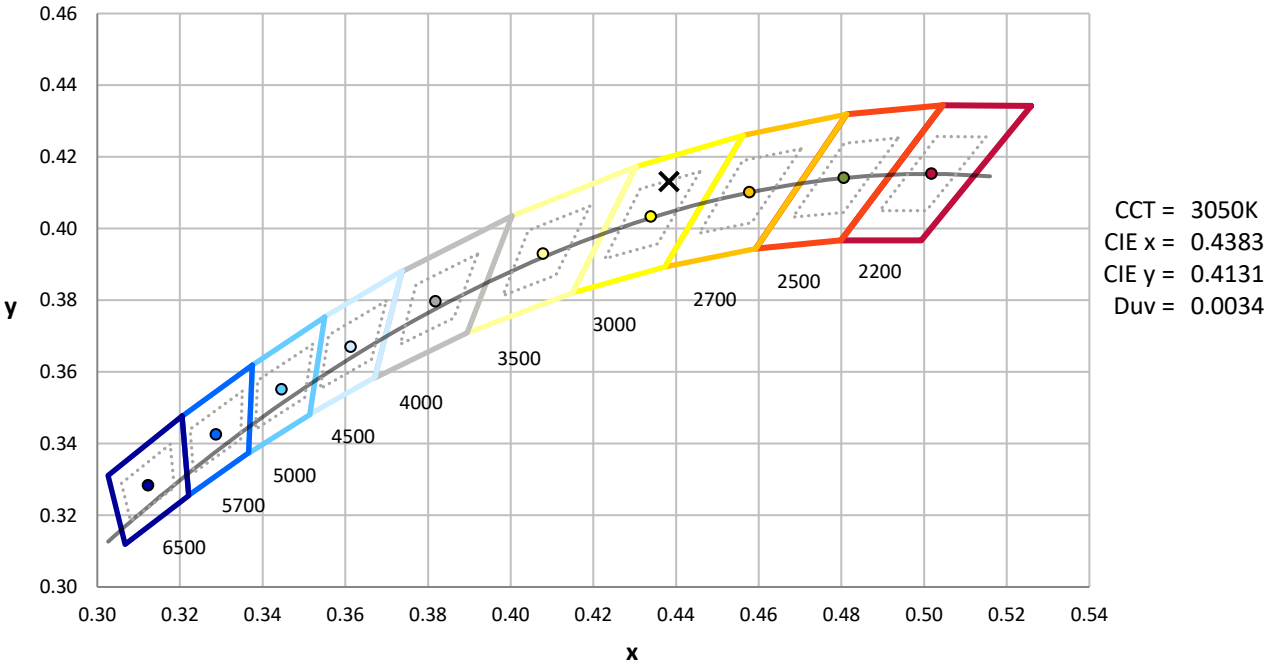
Measurement and Test Equipment			
Instrument	Identification Number	Calibration Date	Calibration Due Date
Photometer	IN0058	6/18/2024	12/18/2024
Power Meter	INXT2011004	2/8/2024	2/8/2025
AC Power Source	IN0063	10/24/2023	10/24/2024
DC Power Source	IN0208	10/24/2023	10/24/2024
Sphere Thermometer	IN0085	10/24/2023	10/24/2024
Room Thermometer	IN0046	10/24/2023	10/24/2024

REPORT NUMBER: SP1-2408-195-9

CIE 1931 Chromaticity Diagram



CIE 1931 Chromaticity Diagram with 2017 ANSI 7-Step and 4-Step Quadrangles



Point lies inside the ANSI 3000K 4-step quadrangle

REPORT NUMBER: SP1-2408-195-9

Photopic Flux vs. Wavelength



Photopic Lumens: NR

λ (nm)	Power W [^] /nm	Lumens (ϕ /nm)	λ (nm)	Power W [^] /nm	Lumens (ϕ /nm)	λ (nm)	Power W [^] /nm	Lumens (ϕ /nm)	λ (nm)	Power W [^] /nm	Lumens (ϕ /nm)	λ (nm)	Power W [^] /nm	Lumens (ϕ /nm)
360	0	NR	490	168	NR	620	940	NR	750	35	NR	880	1	NR
365	0	NR	495	233	NR	625	897	NR	755	30	NR	885	1	NR
370	0	NR	500	300	NR	630	847	NR	760	26	NR	890	1	NR
375	0	NR	505	372	NR	635	790	NR	765	22	NR	895	1	NR
380	0	NR	510	430	NR	640	730	NR	770	19	NR	900	1	NR
385	0	NR	515	483	NR	645	668	NR	775	16	NR	905	1	NR
390	0	NR	520	524	NR	650	605	NR	780	14	NR	910	0	NR
395	2	NR	525	555	NR	655	545	NR	785	12	NR	915	0	NR
400	4	NR	530	581	NR	660	485	NR	790	10	NR	920	0	NR
405	7	NR	535	604	NR	665	430	NR	795	9	NR	925	0	NR
410	17	NR	540	623	NR	670	378	NR	800	8	NR	930	0	NR
415	34	NR	545	645	NR	675	331	NR	805	7	NR	935	0	NR
420	68	NR	550	667	NR	680	290	NR	810	6	NR	940	0	NR
425	128	NR	555	693	NR	685	251	NR	815	5	NR	945	0	NR
430	214	NR	560	719	NR	690	218	NR	820	4	NR	950	0	NR
435	339	NR	565	754	NR	695	188	NR	825	4	NR	955	0	NR
440	507	NR	570	791	NR	700	162	NR	830	3	NR	960	0	NR
445	573	NR	575	830	NR	705	139	NR	835	3	NR	965	0	NR
450	356	NR	580	873	NR	710	119	NR	840	3	NR	970	0	NR
455	217	NR	585	913	NR	715	102	NR	845	2	NR	975	0	NR
460	168	NR	590	948	NR	720	88	NR	850	2	NR	980	0	NR
465	113	NR	595	974	NR	725	76	NR	855	2	NR	985	0	NR
470	85	NR	600	994	NR	730	65	NR	860	1	NR	990	0	NR
475	85	NR	605	998	NR	735	55	NR	865	1	NR	995	0	NR
480	94	NR	610	994	NR	740	47	NR	870	1	NR	1000	0	NR
485	120	NR	615	973	NR	745	41	NR	875	1	NR			

REPORT NUMBER: SP1-2408-195-9

Scotopic Flux vs. Wavelength



Scotopic Lumens: NR

S/P: 1.27

λ (nm)	Power W [^] /nm	Lumens (ϕ /nm)	λ (nm)	Power W [^] /nm	Lumens (ϕ /nm)	λ (nm)	Power W [^] /nm	Lumens (ϕ /nm)	λ (nm)	Power W [^] /nm	Lumens (ϕ /nm)	λ (nm)	Power W [^] /nm	Lumens (ϕ /nm)
360	0	NR	490	168	NR	620	940	NR	750	35	NR	880	1	NR
365	0	NR	495	233	NR	625	897	NR	755	30	NR	885	1	NR
370	0	NR	500	300	NR	630	847	NR	760	26	NR	890	1	NR
375	0	NR	505	372	NR	635	790	NR	765	22	NR	895	1	NR
380	0	NR	510	430	NR	640	730	NR	770	19	NR	900	1	NR
385	0	NR	515	483	NR	645	668	NR	775	16	NR	905	1	NR
390	0	NR	520	524	NR	650	605	NR	780	14	NR	910	0	NR
395	2	NR	525	555	NR	655	545	NR	785	12	NR	915	0	NR
400	4	NR	530	581	NR	660	485	NR	790	10	NR	920	0	NR
405	7	NR	535	604	NR	665	430	NR	795	9	NR	925	0	NR
410	17	NR	540	623	NR	670	378	NR	800	8	NR	930	0	NR
415	34	NR	545	645	NR	675	331	NR	805	7	NR	935	0	NR
420	68	NR	550	667	NR	680	290	NR	810	6	NR	940	0	NR
425	128	NR	555	693	NR	685	251	NR	815	5	NR	945	0	NR
430	214	NR	560	719	NR	690	218	NR	820	4	NR	950	0	NR
435	339	NR	565	754	NR	695	188	NR	825	4	NR	955	0	NR
440	507	NR	570	791	NR	700	162	NR	830	3	NR	960	0	NR
445	573	NR	575	830	NR	705	139	NR	835	3	NR	965	0	NR
450	356	NR	580	873	NR	710	119	NR	840	3	NR	970	0	NR
455	217	NR	585	913	NR	715	102	NR	845	2	NR	975	0	NR
460	168	NR	590	948	NR	720	88	NR	850	2	NR	980	0	NR
465	113	NR	595	974	NR	725	76	NR	855	2	NR	985	0	NR
470	85	NR	600	994	NR	730	65	NR	860	1	NR	990	0	NR
475	85	NR	605	998	NR	735	55	NR	865	1	NR	995	0	NR
480	94	NR	610	994	NR	740	47	NR	870	1	NR	1000	0	NR
485	120	NR	615	973	NR	745	41	NR	875	1	NR			

REPORT NUMBER: SP1-2408-195-9

Melanopic Flux vs. Wavelength



Melanopic Lumens: NR

M/P: 2.32

λ (nm)	Power W [^] /nm	Lumens (φ/nm)	λ (nm)	Power W [^] /nm	Lumens (φ/nm)	λ (nm)	Power W [^] /nm	Lumens (φ/nm)	λ (nm)	Power W [^] /nm	Lumens (φ/nm)	λ (nm)	Power W [^] /nm	Lumens (φ/nm)
360	0	NR	490	168	NR	620	940	NR	750	35	NR	880	1	NR
365	0	NR	495	233	NR	625	897	NR	755	30	NR	885	1	NR
370	0	NR	500	300	NR	630	847	NR	760	26	NR	890	1	NR
375	0	NR	505	372	NR	635	790	NR	765	22	NR	895	1	NR
380	0	NR	510	430	NR	640	730	NR	770	19	NR	900	1	NR
385	0	NR	515	483	NR	645	668	NR	775	16	NR	905	1	NR
390	0	NR	520	524	NR	650	605	NR	780	14	NR	910	0	NR
395	2	NR	525	555	NR	655	545	NR	785	12	NR	915	0	NR
400	4	NR	530	581	NR	660	485	NR	790	10	NR	920	0	NR
405	7	NR	535	604	NR	665	430	NR	795	9	NR	925	0	NR
410	17	NR	540	623	NR	670	378	NR	800	8	NR	930	0	NR
415	34	NR	545	645	NR	675	331	NR	805	7	NR	935	0	NR
420	68	NR	550	667	NR	680	290	NR	810	6	NR	940	0	NR
425	128	NR	555	693	NR	685	251	NR	815	5	NR	945	0	NR
430	214	NR	560	719	NR	690	218	NR	820	4	NR	950	0	NR
435	339	NR	565	754	NR	695	188	NR	825	4	NR	955	0	NR
440	507	NR	570	791	NR	700	162	NR	830	3	NR	960	0	NR
445	573	NR	575	830	NR	705	139	NR	835	3	NR	965	0	NR
450	356	NR	580	873	NR	710	119	NR	840	3	NR	970	0	NR
455	217	NR	585	913	NR	715	102	NR	845	2	NR	975	0	NR
460	168	NR	590	948	NR	720	88	NR	850	2	NR	980	0	NR
465	113	NR	595	974	NR	725	76	NR	855	2	NR	985	0	NR
470	85	NR	600	994	NR	730	65	NR	860	1	NR	990	0	NR
475	85	NR	605	998	NR	735	55	NR	865	1	NR	995	0	NR
480	94	NR	610	994	NR	740	47	NR	870	1	NR	1000	0	NR
485	120	NR	615	973	NR	745	41	NR	875	1	NR			

Summary

$R_f = 81.5$
 $R_g = 99.2$
 $CIE R_a = 81.0$
 $R_9 = 7.1$



Color Vector Graphics



Individual Sample Fidelity Index ($R_{f,i}$)

CES01 = 86	CES26 = 74	CES51 = 89	CES76 = 70
CES02 = 63	CES27 = 88	CES52 = 92	CES77 = 86
CES03 = 31	CES28 = 89	CES53 = 81	CES78 = 72
CES04 = 70	CES29 = 67	CES54 = 87	CES79 = 90
CES05 = 50	CES30 = 68	CES55 = 85	CES80 = 88
CES06 = 51	CES31 = 71	CES56 = 78	CES81 = 78
CES07 = 42	CES32 = 70	CES57 = 76	CES82 = 95
CES08 = 41	CES33 = 71	CES58 = 78	CES83 = 90
CES09 = 29	CES34 = 82	CES59 = 92	CES84 = 94
CES10 = 76	CES35 = 90	CES60 = 95	CES85 = 86
CES11 = 59	CES36 = 93	CES61 = 93	CES86 = 72
CES12 = 65	CES37 = 87	CES62 = 83	CES87 = 85
CES13 = 43	CES38 = 75	CES63 = 77	CES88 = 83
CES14 = 74	CES39 = 94	CES64 = 83	CES89 = 75
CES15 = 71	CES40 = 89	CES65 = 77	CES90 = 81
CES16 = 47	CES41 = 85	CES66 = 80	CES91 = 96
CES17 = 50	CES42 = 86	CES67 = 79	CES92 = 73
CES18 = 56	CES43 = 81	CES68 = 84	CES93 = 84
CES19 = 72	CES44 = 99	CES69 = 91	CES94 = 64
CES20 = 66	CES45 = 87	CES70 = 78	CES95 = 80
CES21 = 87	CES46 = 82	CES71 = 76	CES96 = 84
CES22 = 79	CES47 = 77	CES72 = 92	CES97 = 87
CES23 = 92	CES48 = 71	CES73 = 71	CES98 = 81
CES24 = 91	CES49 = 81	CES74 = 93	CES99 = 74
CES25 = 72	CES50 = 89	CES75 = 74	



Color Rendition by Hue-Angle Bin



Measure Comparisons



(END OF REPORT)